

students' eligibility for financial aid programs
ent's ORSAA data only with the f

—



—

t



blue "Start, edit or complete an application" icon under Actions, for the appropriate year.

-
-
-
-
-



Residency Information

Student's State of Residence

OREGON

Provide the state where you reside

Did you become a resident of the state before 01/01/2012?

Yes No

To be eligible for Oregon state grants and/or in-state tuition rates at Oregon public universities as a non-high school diploma or leaving, I certify that during each of the three years immediately prior to receiving

No Yes

Certification Regarding Permanent Residency Application and Related Responsibilities

I am applying for subject to the requirements of the state of Oregon to attend tuition and/or other educational expenses at a public institution of higher learning in Oregon. I am applying for admission to a public institution of higher learning in Oregon as a permanent resident of the United States and am submitting for that purpose an affidavit of intent to attend:

Yes No

Save and Continue >>

Back

Save and Exit

determine students' dependenc

x

x

x

question asks about the parent's "state of legal residency." Even if the parent is an undocumented

—tZ}[• DÇ W Æ vš tZ v / &]o

Out My FAFSA?

The image is a screenshot of the FAFSA Parent Information section. At the top, there is a green header with the text "PARENT INFORMATION" and a navigation bar with buttons for "Back", "Save and Exit", "Exit", and "Save and Continue". Below the header, there are several tabs: "Student Demographics", "Oregon State", "Parent Information", "School List", and "Parents' Contact Information". The "Parent Information" tab is currently selected. The main content area is titled "Parents' Residency Information" and contains the following fields:

- Parents' State of Legal Residency:** A dropdown menu with "Select" as the current selection. A help icon (?) is visible to the left of the dropdown.
- Parents' Legal Residency Before 01/01/2012:** A radio button selection with "Yes" and "No" options. The "No" option is selected.

At the bottom of the form, there are two checkboxes: "Indicate if you are a dependent student" (checked) and "Indicate if you are a dependent parent" (unchecked).



Electronic Signature Process

Application for the 10X below and provide an electronic signature. By typing your name in the answer field, I certify or declare under penalty of perjury under the laws of the State of Oregon the truth of the foregoing.

Educational

Name on File: STUDENT TEST

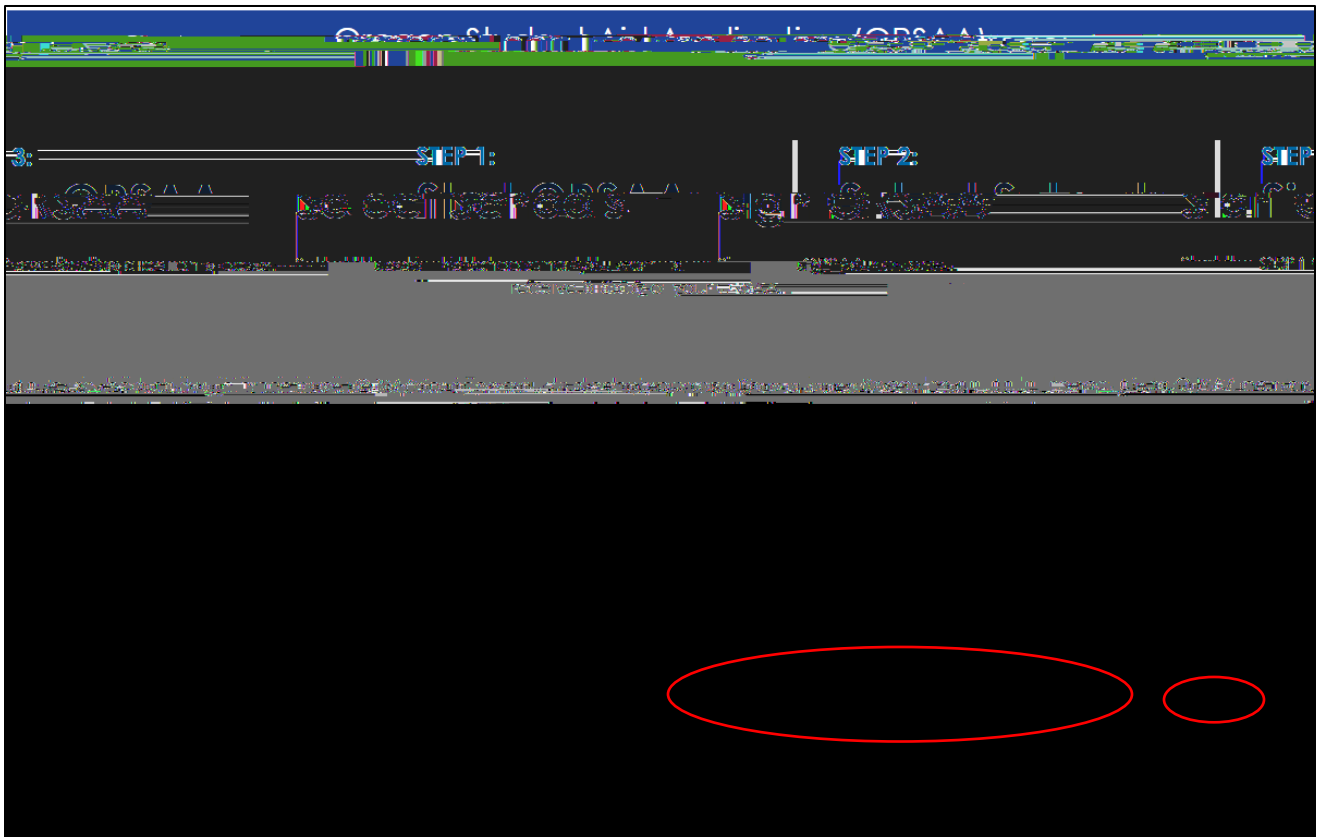
School List

First Name:

Last Name:

Provide the last name used when you created your account.

appear in the application status box: "Incomplete – Parent Signature Pending."



After the student clicks the "invite parent" icon, the student will see a screen that asks the student to

